






















Università degli Studi di Trento - Facoltà di Scienze Cognitive
CdL in Interfacce e Tecnologie della Comunicazione e CdL in Filosofia
Corso di ANALISI MATEMATICA CON ELEMENTI DI ALGEBRA - a.a. 2010-2011
Risultati Verifiche Settimanali

| | 1° | 2° | 3° | 4° | 5° | 6° | 7° | 8° | 9° | 10° | 11° | Bonus |
|--------|-------|-------|-------|----|----|----|----|----|----|-----|-----|---|
| 130170 | 2-1 | 6.5-2 | 3-1 | | | | | | | | |  |
| 135843 | 1-1 | 1-2 | 3-1 | | | | | | | | |  |
| 136944 | | 6.5-3 | 1.5-4 | | | | | | | | |  |
| 140127 | 2-2 | 1-2 | 2-2 | | | | | | | | |  |
| 142544 | 3-4 | 1.5-3 | 0-3 | | | | | | | | |  |
| 145036 | 3-4 | 7.5-3 | 4.5-3 | | | | | | | | |  |
| 145109 | 4-4 | 1-1 | 8-3 | | | | | | | | |  |
| 145255 | 1-2 | 6.5-2 | 3-2 | | | | | | | | |  |
| 145466 | 3-4 | 7-3 | 2-4 | | | | | | | | |  |
| 145479 | 2-2 | 3-2 | 5-2 | | | | | | | | |  |
| 145553 | 1-2 | 0-2 | 1.5-3 | | | | | | | | |  |
| 145575 | 2-2 | 6.5-2 | 3-2 | | | | | | | | |  |
| 145583 | 1-3 | 6.5-2 | 4-3 | | | | | | | | |  |
| 145585 | | 6.5-2 | 1.5-2 | | | | | | | | |  |
| 145637 | 0-3 | 8.5-3 | 4.5-3 | | | | | | | | |  |
| 145711 | 1-3 | 6.5-3 | 3-3 | | | | | | | | |  |
| 145784 | 4,5-5 | 2-3 | 0-5 | | | | | | | | |  |
| 145811 | 2-4 | 9-3 | 2-4 | | | | | | | | |  |
| 145877 | | 4-3 | 2-3 | | | | | | | | |  |
| 145909 | 2-1 | 6.5-2 | 1-1 | | | | | | | | |  |
| 145976 | 1-3 | 7-3 | 2-3 | | | | | | | | |  |

Di ogni elaborato è stato corretto un solo esercizio.

Nell'esito è stato indicato prima il punteggio ottenuto , e poi il numero dell'esercizio.






















Prima verifica (punteggio totale= 16 pt): Es.1 = 2 pt; Es. 2 = 2 pt; Es.3 = 3 pt; Es.4 = 4 pt; Es.5 = 5 pt

Seconda verifica (punteggio totale= 32 pt): Es.1 = 1 pt; Es. 2 = 6.5 pt; Es.3 = 9.5 pt; Es.4 = 5 pt; Es.5 = 5 pt; Es.6 = 5 pt

Terza verifica (punteggio totale= 30 pt): Es.1 = 5 pt; Es. 2 = 6 pt; Es.3 = 8 pt; Es.4 = 2 pt; Es.5 = 4 pt; Es.6 = 5 pt

BONUS: >= 10 verifiche = 2 punti; 9 verifiche = 1,5 punti; 8 verifiche = 1 punto; 7 verifiche = 0,5

Università degli Studi di Trento - Facoltà di Scienze Cognitive
CdL in Interfacce e Tecnologie della Comunicazione e CdL in Filosofia
Corso di ANALISI MATEMATICA CON ELEMENTI DI ALGEBRA - a.a. 2010-2011
Risultati Verifiche Settimanali

| | 1° | 2° | 3° | 4° | 5° | 6° | 7° | 8° | 9° | 10° | 11° | Bonus |
|--------|-------|-------|-------|----|----|----|----|----|----|-----|-----|---|
| 146046 | 1-3 | 0-2 | 1-3 | | | | | | | | |  |
| 146246 | 0-3 | 5.5-2 | 4-3 | | | | | | | | |  |
| 146407 | 1-3 | 8-3 | 0-3 | | | | | | | | |  |
| 146576 | 4,5-5 | 2.5-3 | 4-6 | | | | | | | | |  |
| 146695 | 0-3 | 9.5-3 | 0-3 | | | | | | | | |  |
| 146747 | 4,5-5 | 7.5-3 | 2-6 | | | | | | | | |  |
| 147220 | 3-4 | 9.5-3 | 2-4 | | | | | | | | |  |
| 147244 | 2-1 | 6.5-2 | 3-1 | | | | | | | | |  |
| 147277 | 1-1 | 1-2 | 0.5-2 | | | | | | | | |  |
| 147664 | | 6-3 | 2-4 | | | | | | | | |  |
| 147805 | 0-3 | 7-3 | 0-3 | | | | | | | | |  |
| 147822 | 2-1 | 5.5-2 | 1-1 | | | | | | | | |  |
| 147895 | 1-3 | 6.5-2 | 0-3 | | | | | | | | |  |
| 147896 | 2-2 | 5.5-2 | 4-2 | | | | | | | | |  |
| 148171 | 2-2 | 5.5-2 | 3-2 | | | | | | | | |  |
| 148179 | 2-1 | 1-2 | 1-1 | | | | | | | | |  |
| 148299 | 3,5-5 | | 0-6 | | | | | | | | |  |
| 148557 | 2-1 | 6.5-2 | 1-1 | | | | | | | | |  |
| 148690 | | 3.5-2 | 1.5-3 | | | | | | | | |  |
| 148746 | 1-1 | 1-2 | 0-1 | | | | | | | | |  |
| 148833 | 1-3 | 3-3 | 7-3 | | | | | | | | |  |

Di ogni elaborato è stato corretto un solo esercizio.

Nell'esito è stato indicato prima il punteggio ottenuto , e poi il numero dell'esercizio.




Prima verifica (punteggio totale= 16 pt): Es.1 = 2 pt; Es. 2 = 2 pt; Es.3 = 3 pt; Es.4 = 4 pt; Es.5 = 5 pt

Seconda verifica (punteggio totale= 32 pt): Es.1 = 1 pt; Es. 2 = 6.5 pt; Es.3 = 9.5 pt; Es.4 = 5 pt; Es.5 = 5 pt; Es.6 = 5 pt

Terza verifica (punteggio totale= 30 pt): Es.1 = 5 pt; Es. 2 = 6 pt; Es.3 = 8 pt; Es.4 = 2 pt; Es.5 = 4 pt; Es.6 = 5 pt

BONUS: >= 10 verifiche = 2 punti; 9 verifiche = 1,5 punti; 8 verifiche = 1 punto; 7 verifiche = 0,5

Università degli Studi di Trento - Facoltà di Scienze Cognitive
CdL in Interfacce e Tecnologie della Comunicazione e CdL in Filosofia
Corso di ANALISI MATEMATICA CON ELEMENTI DI ALGEBRA - a.a. 2010-2011
Risultati Verifiche Settimanali

| | 1° | 2° | 3° | 4° | 5° | 6° | 7° | 8° | 9° | 10° | 11° | Bonus |
|--------|-------|-----|-----|----|----|----|----|----|----|-----|-----|---|
| 148840 | 0-3 | 0-3 | 0-3 | | | | | | | | |  |
| 148856 | 1,5-5 | | 0-5 | | | | | | | | |  |
| 148899 | | | 0-3 | | | | | | | | |  |

Di ogni elaborato è stato corretto un solo esercizio.

Nell'esito è stato indicato prima il punteggio ottenuto , e poi il numero dell'esercizio.

Prima verifica (punteggio totale= 16 pt): Es.1 = 2 pt; Es. 2 = 2 pt; Es.3 = 3 pt; Es.4 = 4 pt; Es.5 = 5 pt

Seconda verifica (punteggio totale= 32 pt): Es.1 = 1 pt; Es. 2 = 6.5 pt; Es.3 = 9.5 pt; Es.4 = 5 pt; Es.5 = 5 pt; Es.6 = 5 pt

Terza verifica (punteggio totale= 30 pt): Es.1 = 5 pt; Es. 2 = 6 pt; Es.3 = 8 pt; Es.4 = 2 pt; Es.5 = 4 pt; Es.6 = 5 pt

BONUS: ≥ 10 verifiche = 2 punti; 9 verifiche = 1,5 punti; 8 verifiche = 1 punto; 7 verifiche = 0,5